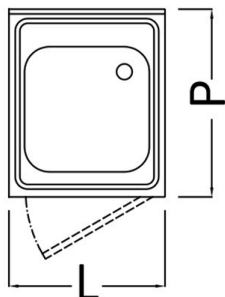




## SINK ON CUPBOARD WITH HINGED DOORS WITH 1 STANDARD SINK BOWL



<b>Length</b>	500, 600
<b>Width</b>	600, 700
<b>Hinged door opening</b>	left, right

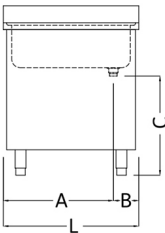

Manufactured in stainless steel AISI 304. Working top with welded sink bowl, dripping area where indicated, rounded (R=10mm) front upper edge, as well as rounded (R=2mm) side and back edges. Rear stainless steel upstand H=100mm, welded and closed on the back, and with R=10mm rounded lower edge. Hinged doors mounted on removable hinges, or sliding doors mounted on hygienic rails, easily removable without mechanical tools. Open back for hydraulic connections. PVC siphon, drain and stainless steel overflow included. On stainless steel telescopic feet, the rear ones advanced for rounded floor.

---

**SKU:** N/A



		W	S				W	S			
		600					700				
L	Cod.	LxHxP	A	B	C	Cod.	LxHxP	A	B	C	

500	T40501001	400x400x250	350	150	490	T40502001	400x500x250	350	150	490
600	T40501002	400x400x250	400	200	490	T40502002	400x500x250	400	200	490

**S** = Sink bowl / Vasche / Becken / Bac.  
**W** = Width / Profondità / Breite / Profondeur.  
**L** = Length / Larghezza / Länge / Longueur.

1000x500x250 1345 235 505