



WORKBENCH WITH 1 HINGED DOOR AND REAR UPSTAND



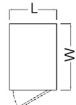



Length	440, 540
Width	600, 700, 800
Hinged door opening	left, right

Manufactured in stainless steel AISI 304. Working top in AISI 304 sheet, 1.20mm thick, with inner plywood reinforcement and stainless steel lower cover. Rounded (R=10mm) front upper edge, as well as rounded (R=2mm) side and back edges. Optional rear stainless steel upstand H=100mm, welded and closed on the back, and with R=10mm rounded lower edge. Hinged door mounted on removable hinges. Internal adjustable shelf. On stainless steel telescopic feet, the rear ones advanced for rounded floor.

SKU: N/A



		W			
		600	700	800	
		Cod.	Cod.	Cod.	
L					
		440	T15901001	T15902001	T15903001
		540	T15901002	T15902002	T15903002
		440	T15701001	T15702001	T15703001
		540	T15701002	T15702002	T15703002

W = Width / Profondità / Breite / Profondeur.
L = Length / Larghezza / Länge / Longueur.