



WORKBENCH WITH 1 DRAWER AND 1 HINGED DOOR AND REAR UPSTAND



Length	540
Width	600, 700, 800
Hinged door opening	left, right

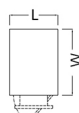

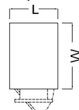

Manufactured in stainless steel AISI 304. Working top in AISI 304 sheet, 1.20mm thick, with inner plywood reinforcement and stainless steel lower

cover. Rounded (R=10mm) front upper edge, as well as rounded (R=2mm) side and back edges. Optional rear stainless steel upstand H=100mm,

welded and closed on the back, and with R=10mm rounded lower edge. Full extraction drawer mounted on stainless steel rails. Hinged door mounted on removable hinges. On stainless steel telescopic feet, the rear ones advanced for rounded floor.

SKU: N/A



		W			
		600	700	800	
		Cod.	Cod.	Cod.	
L					
		540	T16001002	T16002002	T16003002
		540	T16101002	T16102002	T16103002

W = Width / Profondità / Breite / Profondeur.
L = Length / Larghezza / Länge / Longueur.