



AIR SHOWER - TYPHOON B



- With side fans** No
- With upper fans** Yes
- For personel only** Yes

Air Showers with crossover flow particularly suited for washing operators: the ventilation system is positioned on the sides of the transit area.

SKU: N/A



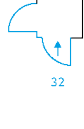
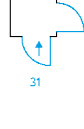
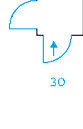
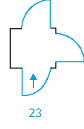
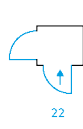
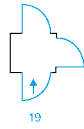
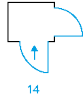
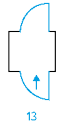
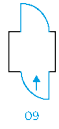
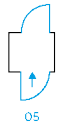
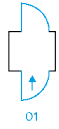
PRODUCT DESCRIPTION

KEY FEATURES

- painted steel made;
- fully automated system via PLC;
- nozzles on both sides and on ceiling;
- ISO 5 cleaning class;
- Flow rate of 25 m/s at nozzles;
- 6 sizes available;
- 28 door configurations available;
- EC technology fans;
- Alarm for inappropriate use included.



Door Configuration





Technical Data

Code	Overall dimensions mm	Work area dimensions mm	persons no.	Nozzles no.	Power kW
	LxPxH	LxP			
DDBS1.....	1.200x1.200x2950	750X2050	1	20	2,05
DDBS2.....	1.200x2.400x2950	750X2050	2	40	3,75
DDBS3.....	1.200x3.600x2950	750X2050	3	60	5,35
DDBK1.....	1.000x1.000x2800	650X1940	1	20	2,05
DDBK2.....	1.000x2.000x2800	650X1940	2	40	3,75
DDBK3.....	1.000x3.000x2800	650X1940	3	60	5,35

Cleanliness class

ISO 5

Nozzle air speed

- Operational: 25 m/s
- At rest: 7 m/s

Noise level

- Operational: < 65 dB(A)
- At rest: < 55 dB(A)



Applications

Cleanrooms for Microelectronic, Electronic, Optical, Mechanical, Aerospace, Food, Pharmaceutical, Medical industries and Hospitals.

Components' description

Construction

they consist of three screwed together made of sturdy sheet steel box structures, painting RAL 9010, thickness 1.0-1.5 mm, constructed, assembled and reinforced to prevent mechanical resonance of the unit.

Radial electric fan

with an EC electric motor, coupled directly to an aluminium rotor with inverted blades.

Flat disposable pre-filter

G4 class in compliance to EN 779 standard.

Absolute filter

with low pressure drop, H14 class, in accordance to EN1882:2009.

Nozzles

adjustable in aluminium or PVC, on request, with polyurethane gasket, located:

- at the side: in columns;
- on the upper part: in ceiling

Doors

made of a sturdy natural anodised aluminium frame with two VISARM 3+3 smash-proof sealed glass units.

Lighting

by means of fluorescent light fitted in sealed fixtures on the ceiling of the Air Shower.

Electrical Panel

incorporated in the Air Shower, it contains all the necessary instruments for commanding, controlling and protecting the Air Shower

Signalling panels

Light panels installed near the entrance and exit doors for indicating the operating status of the Air Shower.



Alarm

if a person enters or leaves the Air Shower during the shower phase or if the two doors are simultaneously opened, thus connecting the Cleanroom with the adjacent room, the alarm buzzer comes on. PTFE type U15 efficiency in compliance to EN 1882 standard.

Optional accessories

- **Base:** to install in rooms with floating floor. Standard high 300 mm.
- **Electrolock:** electromechanical interlock installed on the entrance and/or exit doors.
- **Door automations:** electromechanical activators for hinged doors.
- **Stainless structural work:** structure in AISI 304 stainless steel and SB finish.





